










MOVING CHECKLIST

DONE	4-6 WEEKS BEFORE MOVE		NOTES
	<ul style="list-style-type: none"> • Get quotes for removalists or rental truck • Schedule removalists or rental truck • Prepare a list of what you want to move • Arrange for school transfer • Clean out all closets and drawers • Ask for doctor and dental referrals: arrange for transfer of medical and dental records if required 	 	<hr/> <hr/> <hr/> <hr/> <hr/> <hr/>
DONE	2-4 WEEKS BEFORE MOVE		
	<ul style="list-style-type: none"> • Get packing supplies: boxes, newspaper, tape, markers • Use up or dispose of food and perishable items • Sell, donate or hold garage sale for unwanted items • Arrange for carpet/window cleaning/house cleaning • Arrange for move of pets • Arrange for move of plants • Arrange for utilities (cancel existing and organise new connections) • Electricity • Gas • Telephone/Internet • Garden Waste/Lawn mowing service • Pay TV/Cable/Satellite • Arrange for transfer of home/home contents insurance • Begin packing items not required before moving • Check under all storerooms, sheds and under the house 	 	<hr/> <hr/> <hr/> <hr/> <hr/> <hr/> <hr/> <hr/> <hr/> <hr/>
DONE	1-2 WEEKS BEFORE MOVE		
	<ul style="list-style-type: none"> • Set aside critical documents and items to keep with you • Passport, birth certificates, tax returns, bank & insurance documents • Change address: <ul style="list-style-type: none"> Family and friends Newspaper/Magazines Bank accounts/Credit cards Employer 	 	<hr/> <hr/> <hr/> <hr/> <hr/> <hr/>

MOVING CHECKLIST

DONE	1-5 DAYS BEFORE MOVE	NOTES
	<ul style="list-style-type: none"> • Defrost freezer • Clean refrigerator, stove and oven • Disconnect and drain appliances for move • Drain fuel from power equipment • Confirm travel arrangements • Confirm arrival time of movers/pick up time of rental truck • Have payment and snacks ready for movers • Gather and clean outdoor furniture • Organise keys • Clean house • Finish packing • Prepare food and water for moving day • Prepare what goes into the car when moving • Change of clothes and toiletries for first day • Check under all storerooms, sheds and under the house 	 <hr/> <hr/> <hr/> <hr/> <hr/> <hr/> <hr/> <hr/>
DONE	MOVING DAY	
	<ul style="list-style-type: none"> • Disassemble beds • Double-check that all the cupboards, closets, dishwasher and other appliances are empty • Give removalists tour and instructions for what is being moved • Shut off gas and switch off electricity • Lock up house securely , check all windows and doors 	 <hr/> <hr/>
DONE	WITHIN 30 DAYS OF MOVE	
	<ul style="list-style-type: none"> • Change address: <ul style="list-style-type: none"> Drivers Licence Vehicle Registration Electoral Commission Renew mail re-direction if required 	 <hr/> <hr/>



ENJOY YOUR NEW HOME!